



Class 200 Equipment EDM200 Exciter Diode Monitor for Brushless Generator

The Basler Model EDM 200 is a solid-state device using a form C contact for alarm indication. The EDM 200 is designed for behind-the-panel-mounting. A bargraph display provides easy on-site calibration.

APPLICATION

The EDM 200 Exciter Diode Monitor is used with brushless excited generators to monitor the operation of the rotating diodes of the exciter for alarm functions in the event of diode failure - shorted or open. Use with Basler SR, KR, XR, and APR series voltage regulators.

FEATURES

- Compatible with brushless generators.
- Accurately detects open or shorted diodes.
- Immune to false operation during transients.
- Easy to read bargraph display for calibration and monitoring.
- Precision solid-state circuitry.
- Rugged construction.
- CSA certified.
- UL recognized.
- GOST-R certified #POCC US.ME05.B03392

ADDITIONAL INFORMATION

INSTRUCTION MANUAL

Request publication 9177200990

SPECIFICATIONS
Page 2

INTERCONNECTIONS
Page 3

OUTLINE and ORDERING
Page 4

Basler Electric

P. O. BOX 269 HIGHLAND, ILLINOIS, U.S.A. 62249 PHONE 618-654-2341 FAX 618-654-2351

SRO-5
12-08

FUNCTIONAL DESCRIPTION

Power and Sensing Input

Power Input			Field Current Sensing Input
Voltage	VA	Frequency	
100-120 Vac \pm 10%	10	50/60 Hz.	0.5 to 7 amperes or 20 to 100 mV
200-240 Vac \pm 10%	10	50/60 Hz.	
380-480 Vac \pm 10%	10	50/60 Hz.	Shunt
528-600 Vac \pm 10%	10	50/60 Hz.	

- OUTPUT:** One N.O. and one N.C. relay contact rated at 10 amperes at 120/240Vac. 10 amperes at 24Vdc, or 0.5 amperes at 125Vdc.
- INDICATOR:** Bargraph display
- TIME DELAY:** Open diode - Approximately 15 seconds.
Shorted diode - Approximately 5 seconds.
- EXCITER FREQUENCY:** 50 to 400 Hz.
- EXCITER DIODE CONFIGURATION:** 3 phase, half or full-wave.

- OPERATING TEMPERATURE:** -40° C (-40° F) to 70° C (+157° F)
- STORAGE TEMPERATURE:** -65° C (-85° F) to +85° C (+185° F)
- VIBRATION:** Frequency Force
5-26 Hz. 1.2Gs
27-52 Hz 0.036 Inch (0.9 mm) double amplitude
53-1,000 Hz 5 Gs
- SHOCK:** Withstands up to 15Gs in each of three mutually perpendicular directions.
- WEIGHT:** 3.625 lb. (1.64 kg.) net
4.875 lb. (2.21 kg.) shipping

PRINCIPLES OF OPERATION:
Figure 1A shows the normal field current waveform generated by the rotary exciter diode rectifiers Induced Into the exciter field current.

Figure 1B shows the exciter field current waveform generated when one diode rectifier opens. An open diode will cause the voltage rectifier to substantially increase the excitation to maintain the operating level. This constant, high level excitation could cause failure of the voltage regulator.

Figure 1C shows the exciter field current waveform generated when one diode shorts. A shorted diode causes very high current flow in the associated exciter armature winding causing excessive heating and probable failure of the exciter, and possibly the voltage regulator.

The Basler Model EDM 200 continuously monitors the induced ripple content In the Input field circuit. When a diode failure is detected, the form C output contacts change state to actuate an alarm condition.

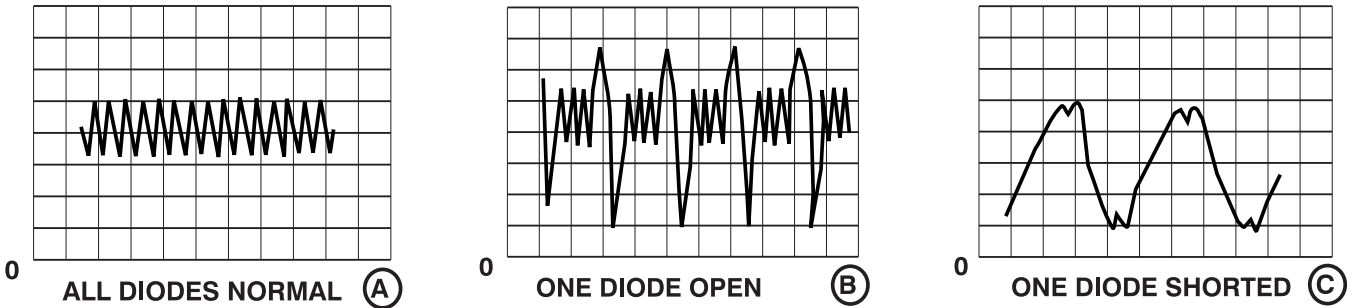


Figure 1 - Typical Rectifier Diode Waveform

INTERCONNECTIONS

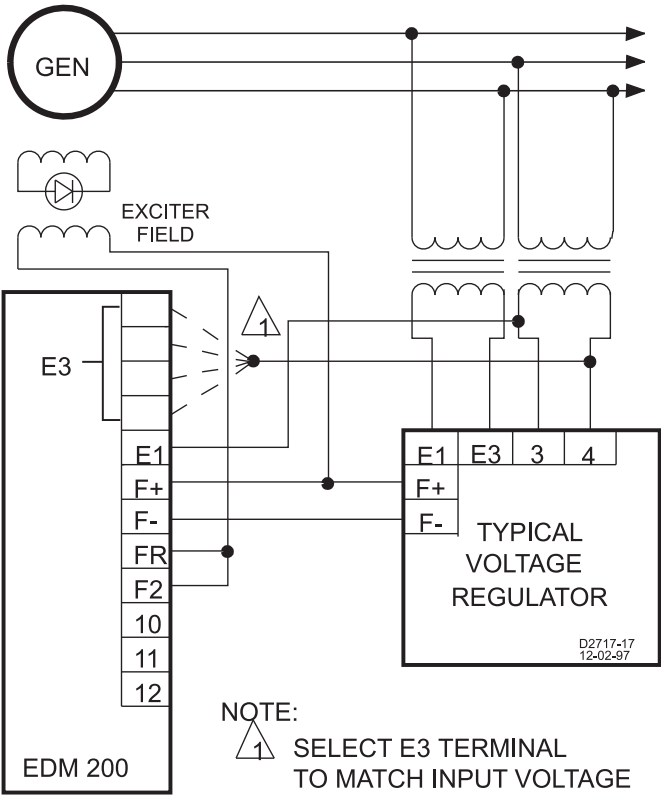


Figure 2 - Typical Interconnection, 0-7 Amperes Exciter Current

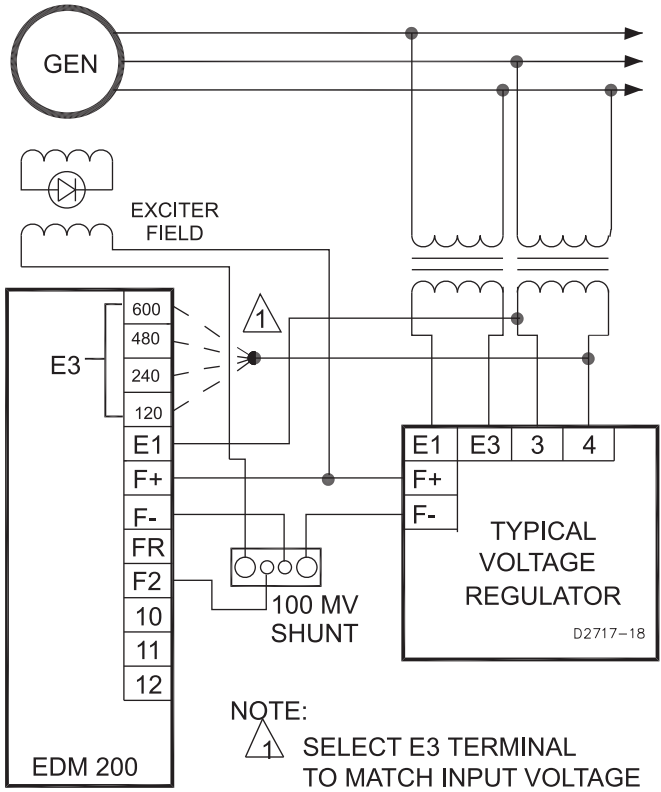


Figure 3 - Typical Interconnection, with 100 mV Shunt

OUTLINE DRAWING

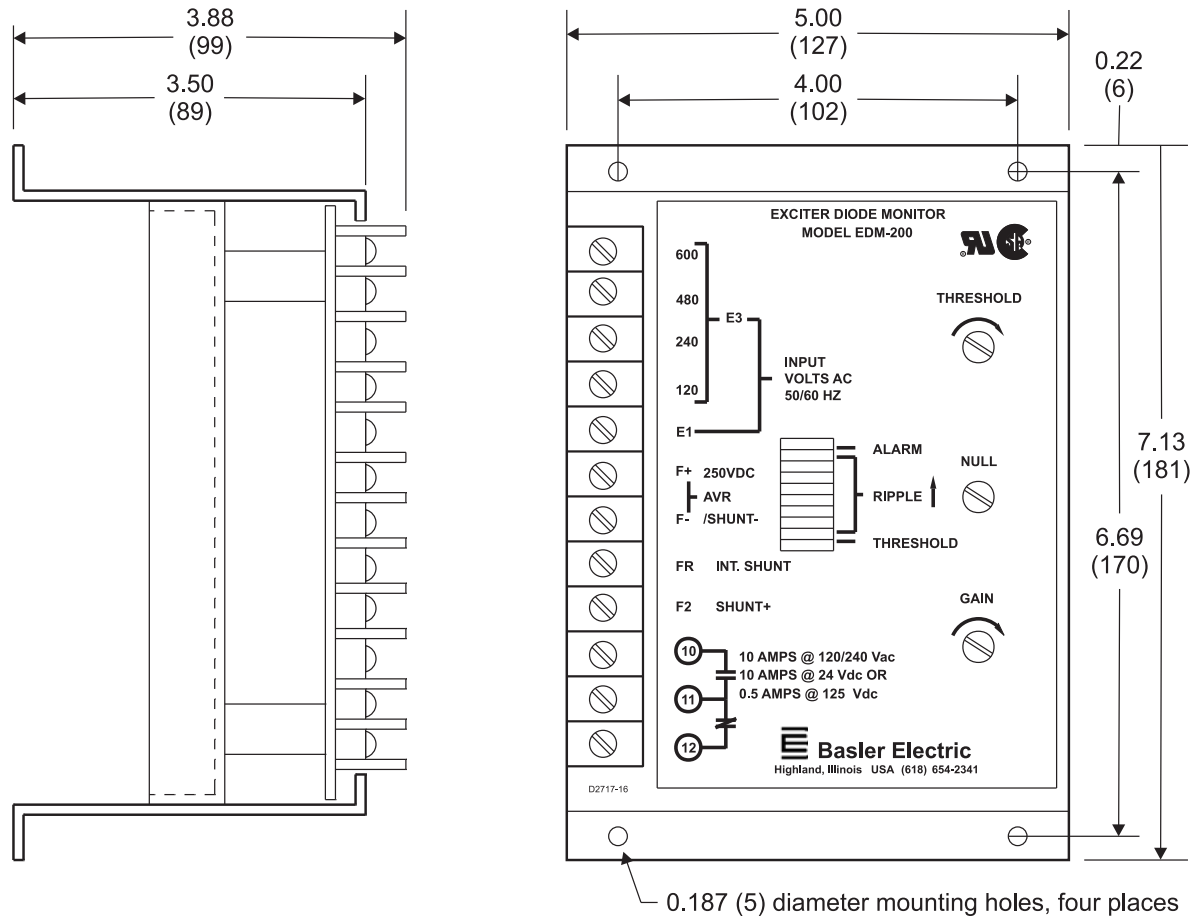


Figure 4 - Outline Drawing

SAMPLE SPECIFICATION

The excitation system shall include a device to give alarm indication for possible shutdown of the generating system in the event of an exciter rotating diode failure, either shorted or open. The device shall include a time delay of 15 seconds for an open diode

and 5 seconds for a shorted diode. The device shall include a means of calibration and adjustment using a built-in indicator. The device shall be a Basler EDM 200 Exciter Diode Monitor.

ORDERING INFORMATION

Specify by Model Number and Description: Basler Electric Model EDM 200 Exciter Diode Monitor.



P.A.E. Les Pins, 67319 Wasselonne Cedex FRANCE
Tel +33 3.88.87.1010 Fax +33 3.88.87.0808
e-mail: beifrance@basler.com



Route 143, Box 269, Highland, Illinois U.S.A. 62249
Tel +1 618.654.2341 Fax +1 618.654.2351
e-mail: info@basler.com

www.basler.com



1300 North Zhongshan Road, Wujiang Economic Development Zone
Suzhou, Jiangsu Province, P.R. China 215200
Tel +86(0)512 6346 1730 Fax +86(0)512 6346 1760
e-mail: beichina@basler.com