




POWER. AT THE RIGHT MOMENT.



A I R P O R T
G R O U N D P O W E R
S Y S T E M S

<http://www.hitzinger.at>

hitzinger



誥鑫企業有限公司
ARITH COMPANY LTD.
地 址：台北市復興北路427巷30號
電 話：(02)2717-5038
傳 真：(02)2717-5039
e-mail: taipei@arith.com.tw
網 址： <http://www.arith.com.tw>

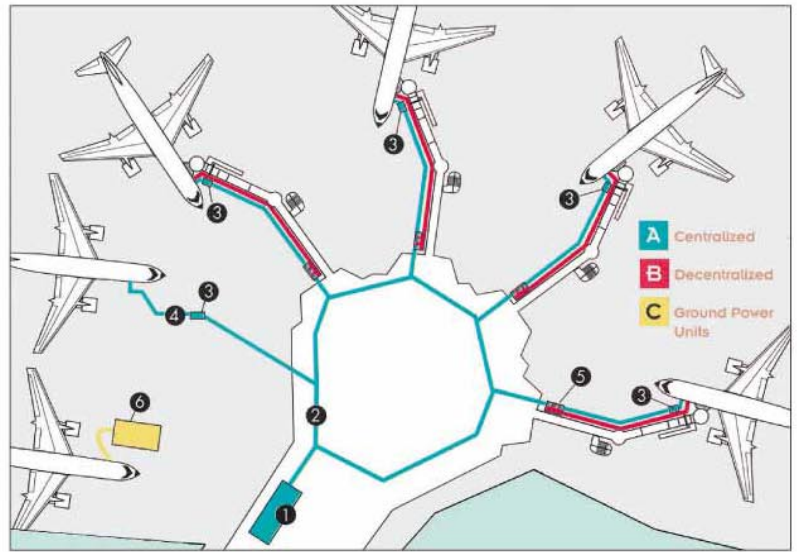




FAMOUS AIRLINES AND AIRPORTS PREFER THE BEST.

WHEN THE COSTS SHOULD DECREASE...

...but environmental protection and safety should increase, then every airport, every airline and every aircraft manufacturer can be sure to achieve this goal with HITZINGER. HITZINGERS 400 Hz ground power supply systems are much less expensive than using the auxiliary power unit of the aircrafts. HITZINGER helps to keep the costs down. Since the auxiliary power unit does not have to be used, costs, risk of accidents, noise and exhaust gases can be reduced. And not to forget - HITZINGER Systems are simple to use and are always reliable in operation.



- 1) Central power room with:
 - Frequency converter
 - Motor panels
 - 400 Hz Distribution, see picture 1
- 2) 400 Hz Cable
- 3) Gate Cubicles, see picture 3
- 4) Cable Carrier, see picture 2
- 5) Decentralised Converter, see picture 4 and 5
- 6) Mobile Ground power unit, see picture 6



CENTRALISED SYSTEMS

HITZINGER has an international reputation for quality, reliability, design and experience on centralized 400 Hz systems which have been installed in famous places like Aerospatiale (Toulouse), London (Stansted), Vienna, Rome, Frankfurt, Kuwait, Saudi Arabia, etc.

HITZINGER has a proven solution for fixed 400 Hz systems in rotary version with a total system output up to 1600 KVA with all necessary features like:

- 400 Hz distribution
- Line drop compensation
- Failure recorder
- Visualisation
- Cable hoist
- Crocodiles (cable carriers)



Fixed Ground Power Room
5 x 315 KVA incl. 400 Hz distribution

SERVICE AT IT'S BEST

- Project planning
- Plant planning
- Financing
- Mechanical and electrical installation
- Commissioning
- Training
- Customer service
- Service and maintenance
- Spare parts supply

Installation at Stansted Airport 5 x 315 KVA, 400 Hz
Bridge Gate Cubicle with Cable Hoist



DECENTRALISED SYSTEMS

STATIONARY CONVERTERS: TECHNICAL LEADERSHIP MADE BY HITZINGER

HITZINGER converters distinguish themselves not only in their technical design, but most of all with their almost proven reliability. Hitzingers engineers ensured an extremely robust, wear- and maintenance-free design of the rotary converter.



Stationary Frequency Converter 50/400 Hz 10 – 200 KVA



OPTIONS:

- Other input voltage and/or frequency than 400 V, 50 HZ
- Second output (standard above 90 KVA)
- Remote control box
- Transformer start 1,5 x In

FEATURES:

- Ratings: 10 - 200 KVA
- Converter and switch panel integrated in a soundproof canopy
- Guided Control
- Safe operation and full protection/ supervision by microprocessor control
- easy access for service
- Lifetime >25 years
- High reliability
- MTBF - value 50000 h
- Low harmonic content - less than 1,5 %
- Radio interference suppression
- Failure recorder
- Interface
- Design acc. to DFS 400

OPERATOR CONTROL AND DISPLAY



MOBILE CONVERTERS



Mobile Frequency Converter 50 / 400 Hz, 10 – 40 KVA
Or mobile 28 VDC unit 600/2000A

The Powercon is our latest operator interface for control and monitoring. Ease of operation through a simple menu-driven approach, which ensures fast and failsafe control, this controller is universally employed through out our range optimised with the input of our customers. The multitude of confusing instruments and pushbuttons is a thing of the past with the Hitzinger GPU. A trilingual changeover display, automatic service display, event recorder and remote status monitoring via modem are state of the art.



Mobile Frequency Converter 50/400 Hz, 60 – 200 KVA





GROUND POWER UNITS: A PERFECT RESULT OF HITZINGER KNOW HOW

To minimise the operating costs and to improve handling as well as maintenance, was our aim. Innovative materials, modern processing technologies and ingenious engineering give our GPUs in a range of 40 – 180 KVA a vital edge. This new design has been developed in conjunction with the major airlines with exhaustive testing and optimisation in our test field and more importantly at the airports. A very low noise level has been achieved by the compact arrangement and a modular sandwich sound isolated canopy. This offers also a perfect access to all components. For example the ventilation system is suitable for different cooling variants offering many advantages but all with guaranteed excellent accessibility for servicing and maintenance with the lowest sound level available. It was only after the results of the field trials were evaluated, optimised and retested full production began when everything was absolutely perfect.



INDIVIDUAL SYSTEM

Our customers have widely varying wishes and needs this is why we provide options for you which will help you select your optimum GPU and enable us to deliver tailor-made GPUs.

SERVICING

One of our goals was to build a low-maintenance and easy-to-service GPU. A central service point, that is accessible through the enclosure doors, substantially shortens the servicing time and facilitates servicing itself. Only the diesel engine needs to be serviced, and automatic oil refilling (option) can considerably extend the service intervals. A service switch enables you to execute and record the specified inspections as per DFS 400 by yourself.

| Type | KVA | LxWxH | Weight - low speed | Weight - high speed |
|-----------|------------|----------------|--------------------|---------------------|
| GPU28VDC | 600/2000 A | 2840x1600x1700 | 2000 kg | |
| GPU75M.. | 75 KVA | 2840x1600x1700 | 3100 kg | 2600 kg |
| GPU90M.. | 90 KVA | 3300x1600x1700 | 3400 kg | 2700 kg |
| GPU120M.. | 120 KVA | 3300x1600x1700 | 3450 kg | 2800 kg |
| GPU140M.. | 140 KVA | 3300x1600x1700 | 3450 kg | 2850 kg |
| GPU180M.. | 180 KVA | 3500x1600x1700 | 3700 kg | |



POWER. AT THE RIGHT MOMENT.



ADVANTAGES:

- guided control system in your language
- simple operation suitable for non-trained operators
- failure recorder with indication of failure, date and time
- interface for remote check
- GPU is maintenance free except diesel engine
- automatic service indication
- service switch for self-test
- automatic oil refilling system (optional)
- excellent access for service and maintenance
- solid rubber tires



- longer life time because of 1500 rpm
- extremely low sound level (<72 dBA in 3 m)
- high reliability



RÉFÉRENCES:



HITZINGER airport equipments are used at airports all over the world. Consider, for example, the installed systems at the Stansted Airport (U.K.) Airport Vienna Austria, Roma Airport, KLM, SAS, FRAPORT, AVIAPARTNER, AUA, Olympic Aviation, LOT, Toulouse and Frankfurt Airport in Germany.

The airplane manufacturer AEROSPATIALE in Toulouse is another renowned client trusting in HITZINGER future oriented solutions. All tests carried out by AEROSPATIALE on their aircrafts are done using frequency converters made by HITZINGER.



ALTERNATORS




CONVERTERS



AIRPORT EQUIPMENT



DIESEL GENERATORS



G P U

hitzinger

UID Nr. ATU22982002
ABA Lizenz Nr. 5563
DVR-Nr. 484 121
Firmenbuch-Nr. 83220h
Ref No PR VF 0410

Dipl. Ing. Hitzinger Gesellschaft m.b.H.
Austria 4021 Linz, Helmholtzstr. 56, Postfach 5000,
Tel. ++43 (0) 732-38 16 81-0, Fax ++43 (0) 732-38 16 81-249
E-mail office@hitzinger.at
www.hitzinger.at